

Important warning:

The lamp is intended for interior lighting only.

The lamp must not be stored in a damp or wet environment.

Do not use a power supply other than the one included in the package.

Be very careful during installation to avoid to mechanical damage. The head of the lamp must always be turned over the lower base, otherwise there is a risk of falling.

The lamp head must not be turned by more than 180°, as there is a risk of breaking the internal cable.

Looking directly into the lamp is not recommended.

Keep the lamp in a safe place away from combustibles.

Keep the lamp out of the reach of children

Use only a dry cloth to clean the lamp.

If you are not going to use the lamp for several hours, also turn off the power from the socket.

If you find a fault with the lamp, do not attempt to repair it yourself. The service is provided by specialized technical workers.



COSMETIC LAMP MOON

INSTRUCTIONS FOR USE



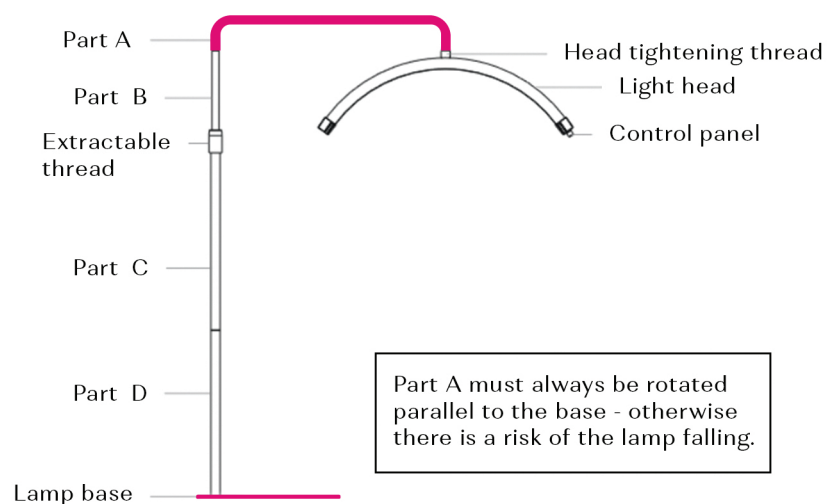
DISTRIBUTOR:

Intersmart, s.r.o. Nekvasilova 27, Prague

Technical specification:

Product	Cosmetic lamp Moon
Color of light	3000 - 6000 K
Performance	50 W
Light intensity	1 - 100 % (3600 LM)
Weight	6,2 kg
Color	black / white / pink
Size	700 x 230 x 70 mm

Installation instructions



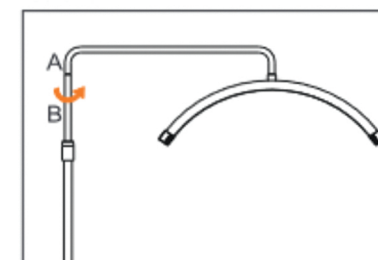
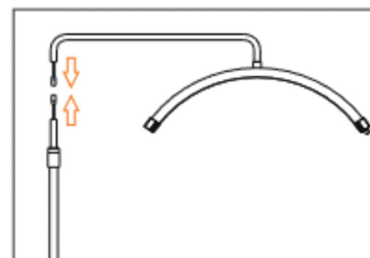
1. Connect Part A to the light head.
2. Fasten the light head with the tightening thread and pull the power cord from Part A.

Connect the Base, Part D and Part C.

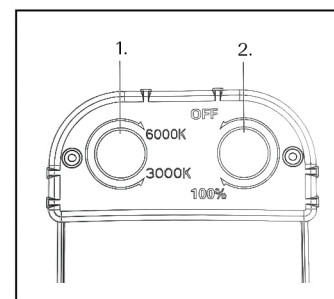
1. Screw the part D to the base.
2. Route the power cable from the bottom of the base to pass through Part D.
3. Then pass the cable through part C as well.
4. Screw Part C to Part D.



1. Connect both parts of the power cable.
2. Finally, connect the light head to the stand and tighten firmly with the tightening thread.



Light settings:



1. Light temperature setting 3000-6000K.
2. Light intensity setting 1-100% + ON/OFF.